

# Target English



**Workbook**

Grade

**6A**

Judith Greet





State of Kuwait  
Ministry of Education

# Target English

## Workbook

### Grade 6A

© Ministry of Education - State of Kuwait, 2007

*All rights reserved; no part of this publication may be reproduced, stored in a retrieval system, or transmitted in any form or by any means, electronic, mechanical, photocopying, recording, or otherwise, without the prior written permission of the Publishers.*

Egyptian International Publishing Company - Longman,  
10a Hussein Wassef Street,  
Messaha Square,  
Dokki,  
Cairo,  
Arab Republic of Egypt

*The Longman imprint is the property of Pearson Education being used under license from Pearson Education.*

First printed in 2007 / 2009

Reprinted in 2010

ISBN: 977 - 16 - 1107 - 0

Deposit No.: 11977 / 2007

Printed in Kuwait by: Al-Resala Printing Press

**Acknowledgements:**

The publisher wishes to thank the Evaluation Committee of Kuwait Ministry of Education:

**Professor Najat Al-Mutawa, Kuwait University;**  
**Professor M. Rifqy Eassa, Educational Holding Group;**  
**Dr. Yusur Al-Madani, Kuwait University;**  
**Mrs. Sakina A. Hussain, ELT Supervisor General, MoE;**  
**Mrs. Noha Abdulrazzak Alateegi, Kuwait University;**  
**Mr. M. Naguib Ali, Supervisor, MoE;**  
**Mr. Sayed Ghareeb Abdel Rahman, Supervisor, MoE;**  
**Mrs. Khawla Al-Refae, Senior Teacher, MoE;**  
**Mr. Mohammed Azatour, Senior Teacher, MoE;**  
**Mr. Abdelaziz El Mahboubi, Teacher, MoE;**  
**Ms. Aisha Al-Awadhi, Assistant Principal, MoE.**



H. H. Sheikh Sabah Al-Ahmad Al-Jaber Al-Sabah  
The Amir of the State of Kuwait





H. H. Sheikh Nawwaf Al-Ahmad Al-Jaber Al-Sabah  
The Crown Prince of the State of Kuwait





# Contents

	Page
Unit 1 Making plans	2
Unit 2 A beautiful country	6
Unit 3 Famous people	10
Revision 1	14
Unit 4 Water	16
Unit 5 Under the sea	20
Unit 6 Are you a scientist?	24
Revision 2	28
Communication	30
Literature	36
Writing	40

1 Tick the things you need for each sport.

	ball	bat	racket	net	goggles	football boots
1 football	✓					✓
2 table tennis						
3 tennis						
4 swimming						

1 You need a ball and football boots for football.

2 \_\_\_\_\_

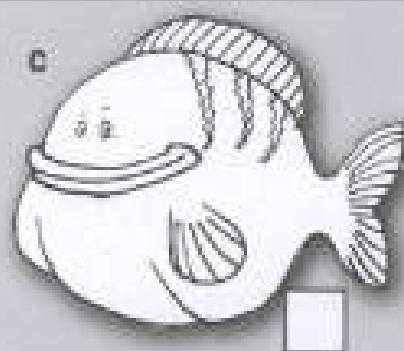
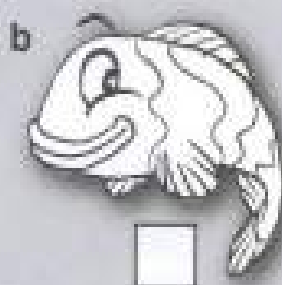
3 \_\_\_\_\_

4 \_\_\_\_\_

2 Read the letter and number the fish.

Hi Josh,

I love scuba diving. Last week we saw three fish. Here is a picture of them. The first one had very big eyes but it wasn't very big. It looked beautiful. The second one was very fat with small eyes. It looked funny. The third one was long like a snake. It looked sad.



## Lesson 2


### School and sports

1

3 Finish the sentences with the correct form of the verbs.

- 1 I \_\_\_\_\_ to my grandmother this evening. (write)
- 2 My friend \_\_\_\_\_ a very good story last week. (write)
- 3 We \_\_\_\_\_ Failaka Island next weekend. (visit)
- 4 We \_\_\_\_\_ Dickson House in our last holiday. (visit)
- 5 My mother \_\_\_\_\_ me some new shoes tomorrow. (buy)
- 6 My brother \_\_\_\_\_ a computer last weekend. (buy)

4 Write the sports words.



Across →

- 1 You need a bat, a ball, a table and a net for this sport.
- 5 You need snow for this sport.
- 6 You go under the water in this sport.

Down ↓

- 2 Tall people can play this sport.
- 3 You need a racket, a ball and a net for this sport.
- 4 You get wet when you do this sport.

5 Put the e-mail sentences in the correct order.

To: Beth

About: What sports are you going to do this year?

- ☐ Dear Beth,
- ☐ I am going to go to the club with my best friend, Layla.
- ☐ Zaina
- ☐ My friends and I like it a lot. Our team is very good.
- ☐ Best wishes,
- ☐ I am also going to join a tennis club.
- ☐ Write soon.
- ☐ At school this year I am going to play volleyball.
- ☐ Thank you for your last e-mail.



6 Answer these questions.

1 When do you use a computer?

---

2 Do you use a computer to play games? Which games?

---

3 Do your mother and father use a computer?

---

4 What do they use it for?

---

## Lesson 4

### Sports I like

1

7  Listen and say.

swimming   playing   writing   going

8  Listen and tick (✓) the correct sentences.

1 a I swim in the sea. ☐      b I'm swimming in the sea. ☐

2 a I write stories in my book. ☐      b I'm writing stories in my book. ☐

3 a We play in a team. ☐      b We're playing in a team. ☐

4 a We're going to have a picnic. ☐      b We go and have a picnic. ☐

9 Finish the sentences with a sport.

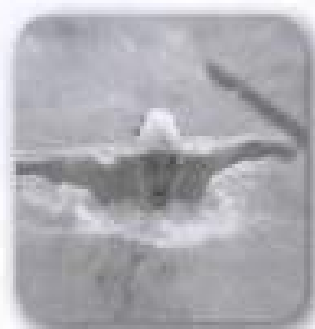
- 1 I like \_\_\_\_\_.
- 2 I don't like \_\_\_\_\_.
- 3 My friend's good at \_\_\_\_\_.
- 4 I'm not good at \_\_\_\_\_.

10 

## It's quiz time!

Listen and guess the sport.

- 1 \_\_\_\_\_
- 2 \_\_\_\_\_
- 3 \_\_\_\_\_
- 4 \_\_\_\_\_



1 Match the pictures and the sentences.

## Come to New Zealand – an exciting country!

1. There are lots of sea animals and birds.

You can go out in a boat and watch the animals swimming in the sea. ☐

a



b

2. Mount Cook is a very high mountain. Some people like to climb it but it is very difficult. Walk around the National Park instead – it's easier! It's very beautiful. ☐3. Do you want to see what is in the sea around New Zealand? Try scuba diving off the east of North Island. You can see some beautiful fish. ☐

c



d

4. Finally, from June to October there is a lot of snow, so you can go skiing. Some of the best skiing is on the mountains on South Island. ☐

## Lesson 2


### Big, bigger, the biggest

2

#### 2 Write sentences about Tig, Tag and Tog.

##### Remember:

Short adjectives usually double the final consonant before adding *er* or *est*:  
big, bigger, biggest.



Tig has got a big bag. Tag has got a bigger bag. Tog has got the biggest bag.

1 large hat

2 small cat

#### 3 Write the plural of the words in the correct place.


tomato    baby    beach    monkey    glass  
city    hobby    house    way

-s	-es	change y to i + es
mountains	volcanoes	countries

4 Use the words in the box to name the places in the picture.

sea	mountain	lake	river
beach	island	forest	house

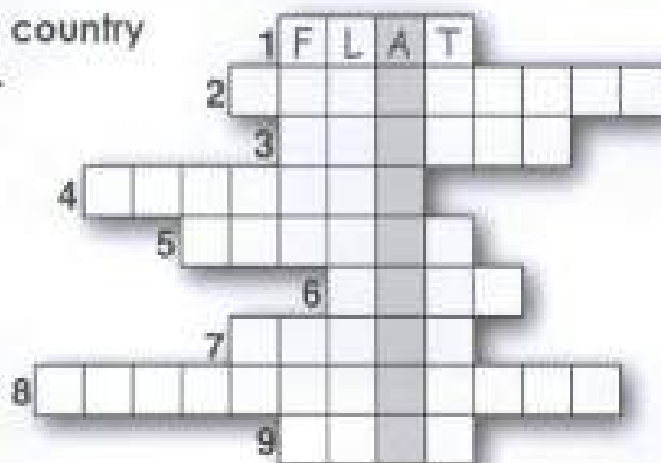
1 \_\_\_\_\_  
3 \_\_\_\_\_  
5 \_\_\_\_\_  
7 \_\_\_\_\_



2 \_\_\_\_\_  
4 \_\_\_\_\_  
6 \_\_\_\_\_  
8 \_\_\_\_\_

5 Write the words.

Find the name of a country near New Zealand.



- 1 Kuwait hasn't got any mountains – it is \_\_\_\_\_.
- 2 Go scuba diving and you can see \_\_\_\_\_ fish.
- 3 The Sahara is the biggest \_\_\_\_\_ in the world.
- 4 The \_\_\_\_\_ volcano in New Zealand is on North Island.
- 5 Hospitals in Kuwait are not old – they are new and \_\_\_\_\_.
- 6 People grow things on a \_\_\_\_\_.
- 7 Not flat = \_\_\_\_\_.
- 8 Kuwait is not \_\_\_\_\_ – it is very modern.
- 9 Do you live \_\_\_\_\_ the school or far away?



6 Listen and write the number of syllables in each word.

Hospital has three syllables:

hos – pit – al

1 airport

2 beach

3 city

4 volcano

5 population

6 island

7 beautiful

8 interesting

7 Match the signs and the directions.



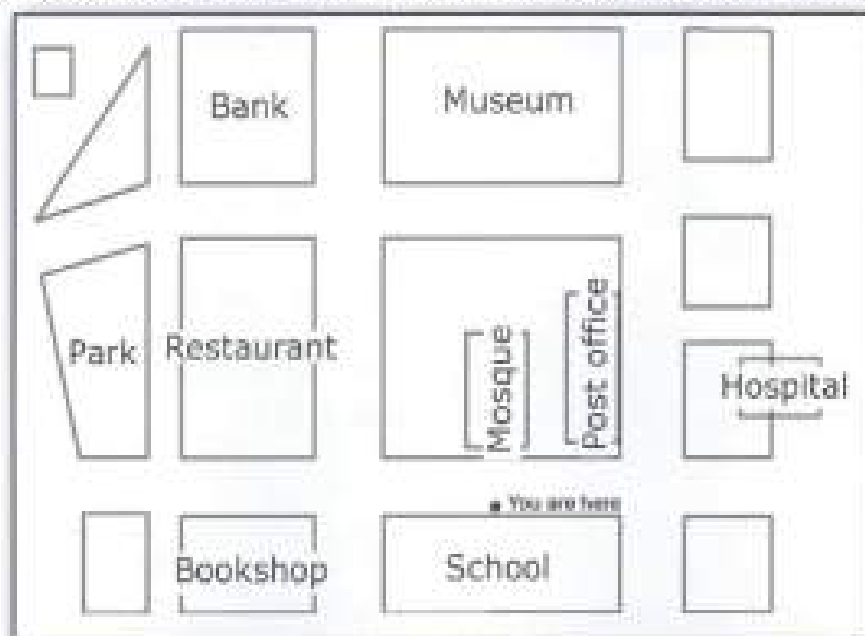
1 turn right

2 turn left

3 go past the hospital

4 go straight on

8 Start at the school. Read and then draw Ahmed's house on the map.



Go out of the school and turn left. Walk straight on. Go past the bookshop on your left and the restaurant on your right. Take the next right. Go past the park and turn left. Ahmed's house is on the right.

# 3

## Famous people

### Lesson 1 Giving information

1 Choose the right word to finish each sentence.

- 1 Al-Khawarizmi was born in about (780/1978).
- 2 He lived in (Kuwait/Baghdad).
- 3 He was born in (Baghdad/Khawarizm).
- 4 He was an (author/artist).
- 5 He was best known for  
(stamp collecting/algebra).
- 6 He was very interested in (geography/history).
- 7 He made the first map of (Baghdad/the world).



2 Answer these questions about you.

1 When were you born?

---

2 Where were you born?

---

3 Where is your home now?

---

4 Where was your grandpa's home when he was a child?

---

5 What are you interested in?

---

3 Now ask and answer the questions from Exercise 2 with a friend.

## Lesson 2

### Asking questions

3

4 Change books with a friend. Use question tags to make sure the information from Exercise 2 is correct.


You were born in Kuwait City, weren't you?

5 Listen to the past tense of these verbs. Write them in the correct place.

ask    want    play    like    climb    open  
look    arrive    point    brush    land    need

/d/	/t/	/ɪd/
played	asked	wanted

6 Write questions and answers with the words.



1 go to Failaka Island last weekend

*Did you go to Failaka Island last weekend?*

*No, I didn't. I played tennis.*

2 eat eggs for breakfast this morning

\_\_\_\_\_

\_\_\_\_\_

3 do Maths homework yesterday

\_\_\_\_\_


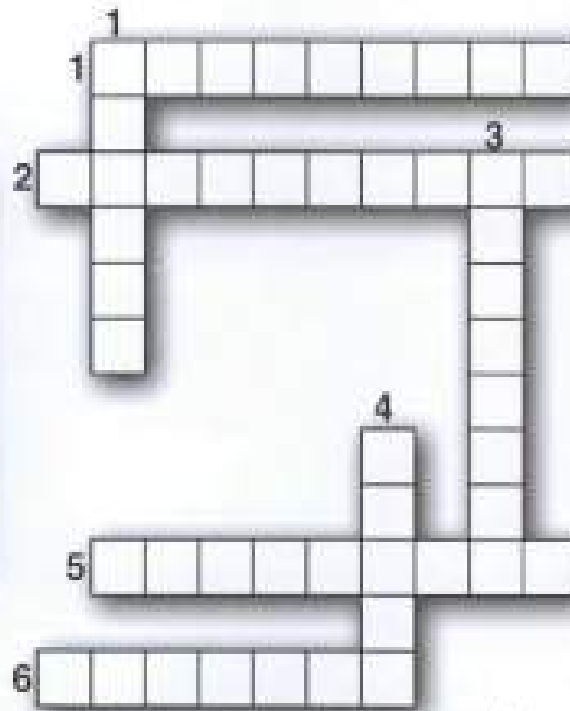
\_\_\_\_\_

4 read a book about Al-Khawarizmi last week

\_\_\_\_\_

\_\_\_\_\_

7 Write the words.



Across →

- 1 Marie Curie won her second important prize in \_\_\_\_\_.
- 2 You go here to study when you have left school.
- 5 Marie Curie was this.
- 6 Marie and Pierre Curie won an important prize for this in 1903.

Down ↓

- 1 The Curies worked to find a cure for this.
- 3 Marie Curie's parents were both \_\_\_\_\_.
- 4 You study algebra in \_\_\_\_\_.

8 Choose the correct answers. Write the letters in the boxes.

When you write the letters, you will find the name of Marie Curie's child. She also won an important prize.

- 1 Marie Curie (Is born [S]/was born [I]) in 1867.
- 2 Her parents (were [R]/was [U]) both teachers.
- 3 Marie (works [S]/worked [E]) hard at school.
- 4 Marie (studied [N]/studies [A]) Physics and Maths.
- 5 She (meets [N]/met [E]) Pierre Curie in 1894.

--	--	--	--	--

## Lesson 4

Write about a famous man or woman

3

9 Who said what? Match the sentences to the people.

1 Marie Curie

2 The Chinese

3 The Arabs

4 A.G. Bell

a

☐

We won't lose our way again.

b

☐

This is very good. I must tell everyone what I have found. Now I can help people who have cancer.

c

☐

Put this in that paper. And this. Now watch. Oh, isn't it beautiful!

10 Who didn't say anything in Exercise 9? Write what he, she or they said.

11 Make these sentences correct.

1 Marie Curie was a nurse, wasn't she?

No, she wasn't. She was a scientist.

2 The Chinese were the first people to use a compass, weren't they?

3 A.G. Bell's invention was the plane, wasn't it?







12 Look around you. Write five things that people invented.

computer

pen

Now find out who invented them and when. Look in the library or on the computer.

1 Listen and fill in the table.

	a 	b 	c 	d 
Name				
How tall		1.5 metres	1.48 metres	
How old	13	13	12	
Birthday		July		

2 Write the questions. Ask and answer with a partner.

1 Who / tallest? \_\_\_\_\_

2 Who / oldest? \_\_\_\_\_

3 Who / shortest? \_\_\_\_\_

4 Who / youngest? \_\_\_\_\_

3 Write two sentences about the boys.

1 Jassim / Fahd

Jassim is taller than Fahd. \_\_\_\_\_

Jassim is older than Fahd. \_\_\_\_\_

2 Mousa / Fahd

\_\_\_\_\_

\_\_\_\_\_

3 Omar / Jassim

\_\_\_\_\_

\_\_\_\_\_

4 Write information to finish the questions. Ask a friend.

1 You \_\_\_\_\_, weren't you?

2 Your \_\_\_\_\_, isn't it?

3 You \_\_\_\_\_, aren't you?

4 Your \_\_\_\_\_, wasn't it?

5 Your \_\_\_\_\_, aren't they?

6 Your \_\_\_\_\_, wasn't he?

5 Make new sentences.

Start with the first sentence. Change the words given each time to make a new sentence.

I am going to play tennis tomorrow.

1 She / on Tuesday She is going to play tennis on Tuesday.

2 They / volleyball \_\_\_\_\_

3 We / eat fish \_\_\_\_\_

4 I / next week \_\_\_\_\_

5 He / go sailing \_\_\_\_\_

6 I / buy a CD \_\_\_\_\_

6 Work with a friend. Read, or listen and write.

1 Use the words in the box to finish the paragraph.

expensive desalination plants factories without called little build rich

There is very (1) \_\_\_\_\_ fresh water in Kuwait. People use sea water for drinking — (2) \_\_\_\_\_ the salt! It is very (3) \_\_\_\_\_ to take the salt out of sea water. Kuwait is a (4) \_\_\_\_\_ country and can (5) \_\_\_\_\_ (6) \_\_\_\_\_. These (7) \_\_\_\_\_ make the sea water safe to drink. Towers around the country hold the drinking water. The towers in the photo are famous, beautiful and very useful, too. One has got a restaurant, another gives light and two of them hold enough water for all of Kuwait City. They are (8) \_\_\_\_\_ the Kuwait Towers.

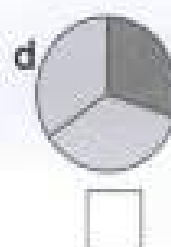

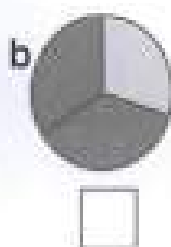


2 Match the words with what they mean.

- |                  |  |
|------------------|--|
| 1 lake           | a) a place where things are made             |
| 2 drinking water | b) a lot of money to buy                     |
| 3 factory        | c) throw away something which can be useful  |
| 4 expensive      | d) a large area of water with land around it |
| 5 waste          | e) water which is safe to drink              |

3 Match the words and pictures.

1 two      2 two thirds      3 one third      4 one





4 Complete the sentences. Use *who* or *which* and your own ideas.

Examples:

They have to build desalination plants which are very expensive.

I have got a friend who likes scuba diving.

1 I have got a friend \_\_\_\_\_

2 Kuwait is a country \_\_\_\_\_

3 A giraffe is an animal \_\_\_\_\_

4 I have got a teacher \_\_\_\_\_

5 There are some people in my class \_\_\_\_\_

5 Write the opposites of these words.

**Across**

1 up

2 difficult

4 hot

5 good

6 dirty

8 fast

10 left

**Down**


1 night

3 big

4 expensive

7 first

9 cool



## 6 Match the numbers and the words.

a 0.1      b 0.7      c 0.9      d 1.9      e 2.7

- 1 ☐ nine tenths  
 2 ☐ two and seven tenths  
 3 ☐ one tenth  
 4 ☐ seven tenths  
 5 ☐ one and nine tenths

## 7 True (✓) or false (x)?

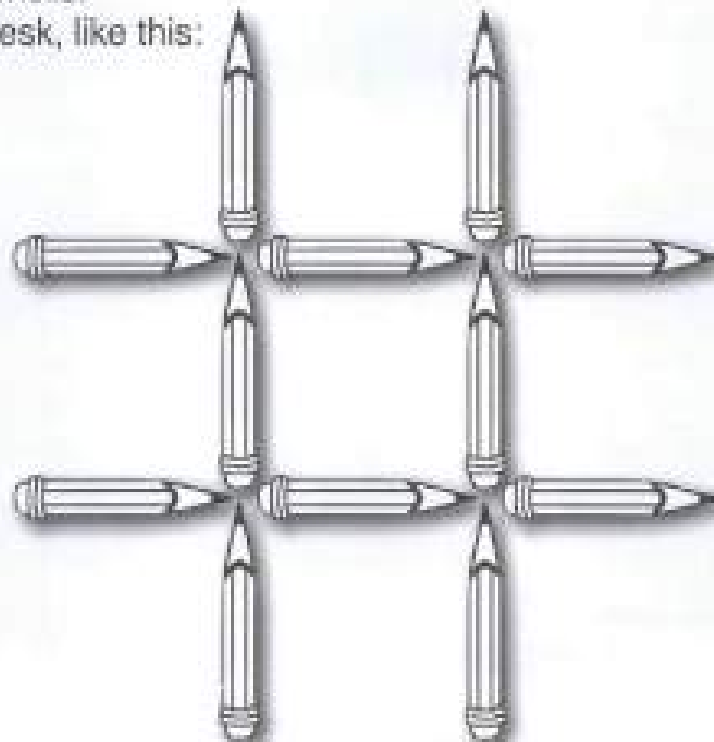
✓ or x

- 1 Everyone needs water to live.  
 2 Icebergs are easy to pull a long way.  
 3 If you pull an iceberg to Kuwait, it won't melt.  
 4 Some countries make drinking water from sea water.  
 5 You can find icebergs in the Antarctic.

☐  
☐  
☐  
☐  
☐

## 8 Work it out with a friend.

You need twelve pencils.  
 Put them on your desk, like this:



Now, move only three pencils and make three squares.  
 Then, tell two more friends how you did it.

9 Try this. Tell your class what happened.

How much water do you use when you clean your teeth?

Put a big bowl in the sink under the tap.

Put some toothpaste on your toothbrush.

Turn on the tap. Brush your teeth. Turn off the tap.

How much water is there in the bowl?

How much water can you save each time?

x 2 – You brush your teeth in the morning and at night.

How much can you save in a year?



Write about what you did and what you found out.

---



---



---



---

10 Listen to these words. Which letter makes no noise?

water    quarter    litre    third    dirty

11 Listen to these words and repeat.

1 afternoon ☐

2 country ☐

3 teacher ☐

4 drink ☐

5 wonderful ☐

6 factory ☐

7 brain ☐

8 iceberg ☐


9 dangerous ☐

10 person ☐

Now tick (✓) the words if we say the letter *r*.

1 Answer the questions.

Read about the animals on page 20 of the Student's Book again. You will find the answers there.



1 Do whale sharks eat other sharks?

2 Which country can you see whale sharks near – Canada or Kuwait?

3 What does a puffer fish do when it is frightened?

4 Where do turtles lay their eggs?

5 Why do people want turtle shells?

6 Where do butterfly fish live?

2 **It's quiz time!** Answer the questions.

How quickly can you answer these questions?  
You have one minute for each question.

1 Name three animals which lay eggs.

2 Name three animals which eat other animals.

3 Name three animals which live on a farm.

4 Name three wild animals.

5 Name three animals useful to people.

3  Listen to these words. Which letter makes no noise in each.

shipwreck

pattern

whale

4  Underline the letters which make no noise in these words. Listen.  
Are you right?

1 frighten

2 when

3 lamb

4 knife

5 cupboard

6 biscuits

7 metre

8 chocolate

5 Can you see the sentences? Write them.

Remember to use the correct punctuation and capital letters.


1 somesharksareverydangerousandcaneatpeople

2 thereisashipwreckclosetoqaruh

3 somepeoplehavefoundtreasureonshipwrecks

4 iwouldliketoswimroundacoralreef

6 Find the words in the picture.



## 7 Write the sentences.

## Examples:

I/walk on the beach/when/meet my friend

I was walking on the beach when I met my friend.

1 They/drive along the road/when/a dust storm/start

2 The ship/sail near the beach/when/hit a rock

3 The students/work quietly/when/principal walk into the room

4 My mother/shop/when/my father phone her


## 8 Who said it? Match the pictures and the sentences.

1 Oh, isn't that beautiful! ☐2 Oh no, I must get away quickly! ☐3 Sh, it's laying its eggs. ☐4 I want to do that again. ☐

a




b



c



d



## 9 Choose the correct word.

- 1 Sharks (has/have) very sharp teeth.
- 2 There (is/are) shells on the beach.
- 3 A baby whale (need/needs) a lot of milk.
- 4 Some fish (look/looks) beautiful.
- 5 The sea (is/are) a very dangerous place.
- 6 Whale sharks (doesn't/don't) eat people.
- 7 Squid (have/has) ten legs.
- 8 Turtles (lay/lays) their eggs in the sand.

---



---



---



---



---



---



---



---




## 10 Choose and write.

Choose an animal which lives in the sea.  
Find out about it.  
Write a paragraph about it.  
Find a picture.

Tell us:

- where it lives
- what it looks like
- if it is dangerous
- how big it is
- what it eats
- if you have seen one.

## SHARKS



*There are many kinds of sharks.  
Most of them are dangerous.*

1 Put the sentences in the right order.

40 ml of water is put in each dish.  
The temperature is measured every five minutes.  
The dishes are put on the table.  
The results are written down.  
The water is measured every ten minutes.

- 1 \_\_\_\_\_
- 2 \_\_\_\_\_
- 3 \_\_\_\_\_
- 4 \_\_\_\_\_
- 5 \_\_\_\_\_

2 Match, then write good sentences.



1 A scientist

2 An experiment

3 A fan

4 Measurements

5 The dishes

a) blows cool air.

b) hold the water.

c) helps us learn.

d) measures the water.

e) give results.

- 1 \_\_\_\_\_
- 2 \_\_\_\_\_
- 3 \_\_\_\_\_
- 4 \_\_\_\_\_
- 5 \_\_\_\_\_



3 **It's quiz time!** Read each sentence. What's the answer?



1 Goals are scored in this game.

2 Zebras and lions are kept in this place.

3 A doctor is seen in this building.



4 Lots of books are read here.

5 Old pots and coins are looked at here.

6 Fruit and vegetables are bought here.

7 Stars are seen here.

8 Food is kept cold and fresh in here.



4 Write three quiz sentences. Give them to your friend to answer.

1 \_\_\_\_\_

2 \_\_\_\_\_

3 \_\_\_\_\_

5 Listen and say the words.

shapes noses pictures

6 Write each word in the correct place. Listen. Are you right?

eyes	noses	ducks	ears	lines	pictures
cups	exercises	shapes	dishes	minutes	

-s sound	-iz sound	-z sound
shapes	noses	pictures


7 Name these shapes.



t \_\_\_\_\_




c \_\_\_\_\_



s \_\_\_\_\_

8 Look and draw a fun picture.

Look at picture D on page 26 of your Student's Book.  
Use one of these shapes to make your own fun picture.





9 Read, do and make.



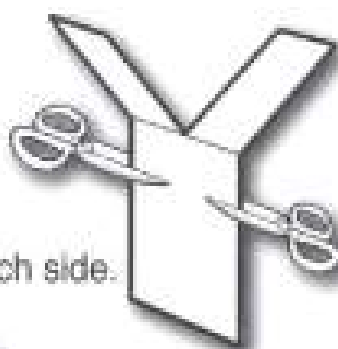
1 Get some paper 25cm x 5cm.



2 Cut 7cm down.



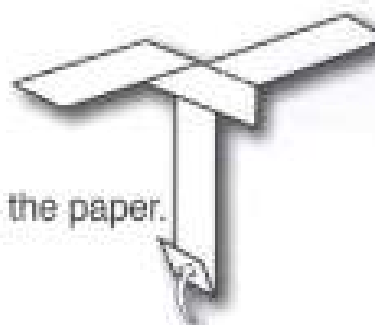
3 Fold the paper.



4 Cut 1cm in at each side.



5 Fold the paper.



6 Fold the paper.



7 Hold it up. Open your hand.  
What happens?

10 Do an experiment. Finish the table. Look at your friend's table.

First turn:	Second turn:	Third turn:	Fourth turn:
Time (in seconds)?	Time (in seconds)?	Time (in seconds)?	Time (in seconds)?

How fast was yours?

#### 1 Write good sentences.

1 They're the girls		is very hot.
2 Kuwait is a country		has a lot of mountains.
3 My uncle is the man	who	are good at tennis.
4 Milk is a drink	which	helped people with cancer.
5 New Zealand is a country		teaches at the diving club.
6 Marie Curie was a person		is very good for you.

- 1 \_\_\_\_\_
- 2 \_\_\_\_\_
- 3 \_\_\_\_\_
- 4 \_\_\_\_\_
- 5 \_\_\_\_\_
- 6 \_\_\_\_\_

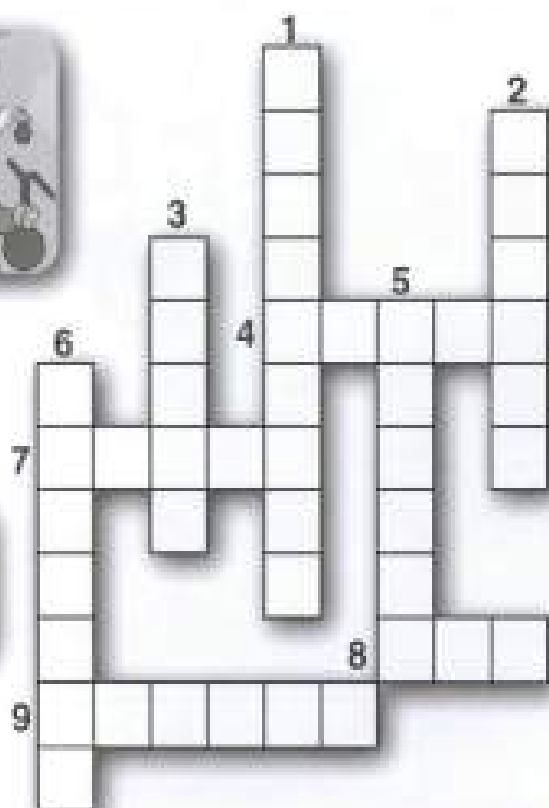
#### 2 Write the words.

##### Across →

- 4 When it is very cold, it changes to ice.
- 7 A woman who was a famous scientist.
- 8 Something which you get from a chicken.
- 9 Do the experiment, measure,  
then write down the \_\_\_\_\_.

##### Down ↓

- 1 A ship at the bottom of the sea.
- 2 This is made from oil.
- 3 An animal which you see in the sea  
— it is very dangerous.
- 5 An animal which lays its  
eggs in the sand.
- 6 Something which is very big and cold.



### 3 Finish the sentences.

- 1 *I was having my breakfast* when the phone rang.
- 2 The pupils \_\_\_\_\_ when it started to rain.
- 3 We \_\_\_\_\_ when my grandmother arrived.
- 4 The sharks \_\_\_\_\_ when the diver saw them.
- 5 The tourist \_\_\_\_\_ when he saw a turtle.
- 6 My friend \_\_\_\_\_ when she felt ill.

### 4 Look at the answers and the pictures. Write questions.

- 1 What \_\_\_\_\_?

First the turtle walks up the beach.



- 2 Where \_\_\_\_\_?

Then she lays her eggs in the sand.




- 3 How many \_\_\_\_\_?

She lays about 70 eggs.




- 4 What \_\_\_\_\_?

Finally, she goes back to the sea.



- 5 When \_\_\_\_\_?

The babies are born 60 days later.





1 Listen to the telephone numbers. Write the letter.



867 8432 ☐

807 8432 ☐

767 8342 ☐



767 8432 ☐

807 8423 ☐

867 4832 ☐



2 Read and tick (✓).

What can you say when you answer the phone? Tick the right sentences.

Hello, Sami here. ☐

Hello, I'm Sami. ☐

Hello. 867 8432. ☐

Goodbye. ☐

Hello. ☐

What do you want? ☐

3 Read and tick (✓).

What do you say when you phone a friend? Tick the right sentences.

Hello. It's Layla here. ☐

Hi. I'm Layla. ☐

Hello. Can I speak to Basma, please? ☐

Hi. Is Basma there, please? ☐

4 Write one of your conversations from Student's Book Exercise 4.

---

---

---

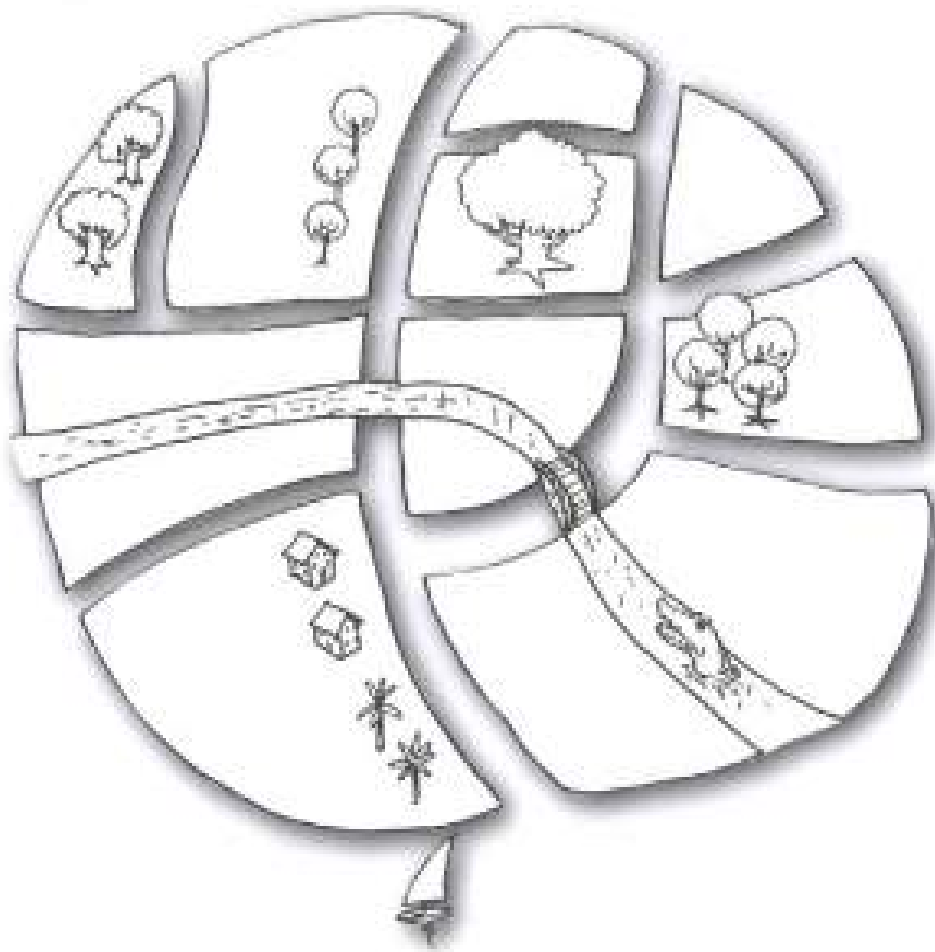
---

---

---



1 Look at the map. Hide some gold in it. Remember where it is.



2 Write some instructions. Tell your friend where to find the gold.

Start at the \_\_\_\_\_

\_\_\_\_\_

\_\_\_\_\_

\_\_\_\_\_

\_\_\_\_\_

\_\_\_\_\_

\_\_\_\_\_

\_\_\_\_\_

\_\_\_\_\_

\_\_\_\_\_



1 Write the answers to the quiz.



1

2



3

4

5



6

7

8



2 Write four more quiz questions to ask your class.

---

---

---

---

3 Write the questions and answer them. Use question tags.

**Example:**

When / Al-Khwarizmi / born

Al-Khwarizmi was born in about 780, wasn't he?

Yes, he was.

1 How many / planets

---

2 When / National Day

---

3 Who / Ibn Sina

---



**1 Work with a friend. Write numbers.**

Write five numbers which are important for you in the circle on the left.  
Your friend writes five numbers in the circle on the right.  
Your friend will ask you questions about your numbers.


**My numbers****My friend's  
numbers****2 Write questions about your friend's numbers.**

*Why did you write number ...?*

**3 Ask your friend the questions and find out about his/her numbers.****4 Write about your numbers.**

1 Ask your friend the questions in the table. Write the answers.

	Answer yes or no	Answer yes	Answer no
Have you ever ...		Did you enjoy it?	Would you like to?
ridden a horse?			
been scuba diving?			
played tennis?			
climbed a mountain?			
seen snow?			
eaten pizza?			



2 Write three things about your friend.

Hamad has ridden a horse. It was a black and white horse. He enjoyed it.

**1 E-mail your friend. Ask what he/she is doing this weekend.**

- Write the first sentence of your e-mail below. Give it to your friend.
- Your friend writes his/her answer and gives it to you.
- Keep writing to each other.
- Read your e-mails to the class.

**Example:**

Hi, Sabika, how are you?

Hi, Lulwa. I'm fine. What about you?

I'm OK, thanks. What are you doing this weekend?

I'm ...

The image shows a graphical user interface for composing an email. At the top, there is a grey header bar with four buttons: "Reply", "Forward", "Delete", and "Send". Below this bar, on the left, is the label "To:" followed by a rectangular text input field. To the right of this field is a button labeled "Attachment". The main body of the window is a large rectangular area with horizontal lines for typing the email content. At the bottom, there is another grey bar with four buttons: "Save", "Spelling", "Cancel", and "Draft".

## 1 Answer the questions.

Write T for Tom, E for Edward and TE for Tom and Edward.

Who ...

1 is rich? ☐

2 is poor? ☐

3 has a small house? ☐

4 lives in a palace? ☐

5 meets a kind man? ☐

6 is happy at the end? ☐

## 2 Circle the correct answers.

1 How many rooms does Tom's family have?

- a one room    b two rooms    c many rooms

2 Edward has

- a a sister and a brother    b no brothers    c three brothers

3 Tom and Edward have got

- a the same colour eyes but different colour hair.  
b the same colour hair but different colour eyes.  
c the same colour eyes and the same colour hair.



4 What did the boys do?

- a They played together and then Tom went home.  
b They changed clothes. Tom stayed at the palace.  
c Edward opened the gates of the palace but he didn't go out.

## 3 Rewrite the description correctly. Use the words in the box.

blue    the same    never    old    light    thin    rich

Both boys had dark hair. They had brown eyes. They were both fat. Their voices were different. Edward was poor. Tom wore new clothes. Tom always had a lot of food.

---

---

---

---

4 Which of these words need a capital letter? Write them.

kuwait	school	boys	tom
tuesday	money	canadian	english

5 Find these sentences in the story. Write them with the correct punctuation.

. , ? “ ”

1 do you play with your sisters the prince asked

2 we have the same hair the same eyes and the same voices said edward

3 you must be ill said tom's father

4 we must get back to the palace the prince told miles

6 Tom's life was different in the palace. Write what you think.

1 What did he wear?

2 What did he eat?

3 Where did he sleep?

4 Did he have only one room to live in?

5 Do you think he liked his new life?

1 Answer true (✓) or false (X).

✓ or X

1 Mr Gordon was ill.

☐

2 John and Black Beauty went to a town near Mr Gordon's house.

☐

3 The doctor was not there.

☐

4 Black Beauty was very tired after the journey.

☐

5 Black Beauty couldn't take the doctor to Mr Gordon's house.

☐

6 Joe put a blanket over Black Beauty.

☐

7 Black Beauty was very ill.

☐

8 Joe helped the man with the cart.

☐

2 Put the sentences in the correct order.

a The doctor helped Mr Gordon's wife.

b John rode Black Beauty to the doctor.

c Black Beauty was very ill.

d Mr Gordon's wife was ill.

e Black Beauty took the doctor to Mr Gordon's house.

f Mr Gordon told John to go and get the doctor.

g Little Joe gave Black Beauty some cold water and he didn't put a blanket on him.



1 \_\_\_\_\_

2 \_\_\_\_\_

3 \_\_\_\_\_

4 \_\_\_\_\_

5 \_\_\_\_\_

6 \_\_\_\_\_

7 \_\_\_\_\_

3 Who said these sentences? Write G for Mr Gordon, J for John, LJ for Little Joe.

1 Go and get the doctor quickly. ☐

2 Come on, Black Beauty. Go quickly. ☐


3 Come in, Doctor. Thank you for coming. ☐

4 Im sorry, John. ☐

5 Thank you for saving my wife's life, Black Beauty. ☐

6 Have some nice cold water, Black Beauty. ☐

4 Label these pictures. Find the words in the story.



m \_ \_ \_

l \_ \_ \_

c \_ \_ \_

b \_ \_ \_ \_

5 Find these words in the story. They are linking words.

and so but

Now use the words in these sentences.

1 Mr Gordon's wife was ill \_\_\_\_\_ the doctor came.

2 Black Beauty was exhausted \_\_\_\_\_ he took the doctor to Mr Gordon's house.

3 John got on Black Beauty \_\_\_\_\_ went quickly to the doctor's.

6 Discuss with three friends.

Soon after this, Mr Gordon moved abroad and so sold Black Beauty. What do you think happened to him? Did he have a good master or not?



1 Write notes about yourself.

Name: \_\_\_\_\_

How old you are: \_\_\_\_\_

Number of brothers: \_\_\_\_\_

Number of sisters: \_\_\_\_\_

Father's job: \_\_\_\_\_

Mother's job: \_\_\_\_\_

Pet: \_\_\_\_\_

Pet's name: \_\_\_\_\_

School big or small: \_\_\_\_\_

Number of pupils: \_\_\_\_\_

Favourite school lesson: \_\_\_\_\_

Sports you play: \_\_\_\_\_

2 Write to your new friend.

Use the notes you have written. Write a first e-mail to your new friend.

---

---

---

---

---

---

---

---

---


---



## Description of a place

1 Look at the picture and tick (✓) the words.

Tick the words you can use to describe the picture.



- beautiful ☐    beach ☐    shells ☐    island ☐    mountain ☐    rainy ☐  
 snow ☐    river ☐    lake ☐    sea ☐    fishing ☐    walking ☐  
 swimming ☐    running ☐    forest ☐    large building ☐    small house ☐

2 Write a description of the picture.

---



---



---



---



---



---

1 Choose a person to write about.

The person can be famous, or someone you know.

2 Write questions about the person.

Use the question words and add two more questions.

Who	_____	?
What	_____	?
Where	_____	?
When	_____	?
How many	_____	?
Why	_____	?
	_____	?
	_____	?

3 Write about the person. Answer all the questions you have written.


4 Read to your friend. Can he/she guess who you wrote about?

1 Think about teeth. Write four words under each title.

Good for your teeth

---

---

---

---

---

---

---

Bad for your teeth

---

---

---

---

---

---

---

2 Look at your friend's words. Write more words.

Have you got the same words as your friend?  
Write two more words under each title.

3 Make a poster about teeth. Write and draw pictures.

# Look after your teeth

---

---

---

---

---

---

---

---

---

---

1 Write a plan for your story: *Treasure Tree*.

<b>Setting (the place):</b> <i>Where? When?</i>	
<b>Characters (the people):</b> <i>Who? What are they like?</i>	
<b>Plot (what happens)</b> <i>Beginning:</i>   <i>Middle:</i>   <i>End:</i>	

2 Write some words you want to use in your story.

Verbs	Nouns	Adjectives

3 Use your plan to write your story.

---



---



---



---



---



---



---



---

1 What did you need to do the experiment?

---

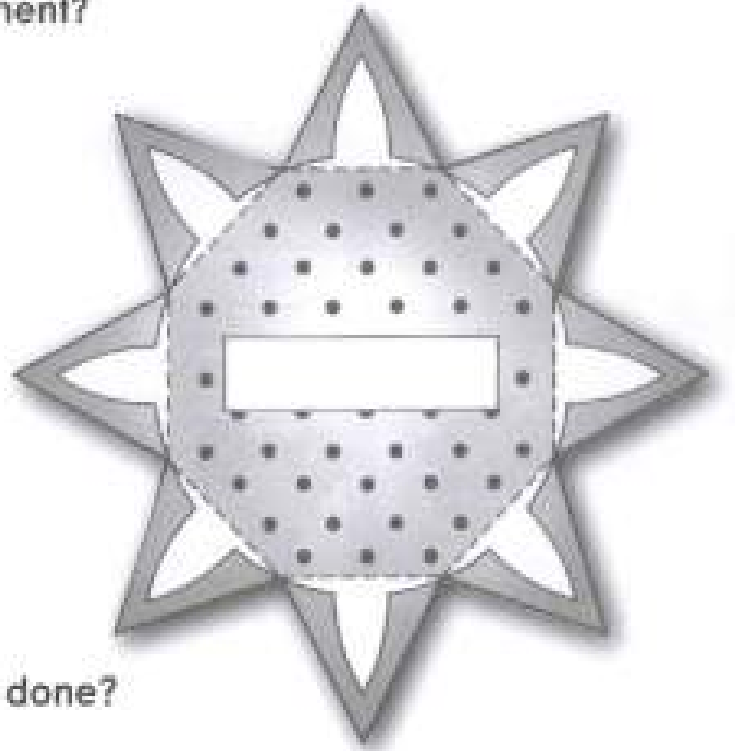
---

---

---

---

---



2 Write about the experiment. How is it done?

First, the picture is copied.

---

---

---

---

---

---

3 What happened? Choose the correct word.

The shape opened/closed.

4 Why do you think it happened?

---

أودع بمكتبة الوزارة تحت رقم (٥٦٦) بتاريخ ٢٧ / ٥ / ٢٠٠٧



# Target English

## Target English

Target English Grade 6 is part of the English for Kuwait series, a carefully graded course in English specifically written and designed for the Kuwait school system for primary, intermediate and secondary grades.

Target English teaches English through cross-curricular topics, using prose, stories, listening tasks, games, puzzles and other varied activities.

Target English encourages children to practise communicating in English at every available opportunity.

Target English adopts an integrated approach to language teaching.

Target English follows the Kuwait Ministry of Education syllabus.

## At each level, the course consists of:

- two Student's Books which present new language for class activities, including pair and group work,
- two Workbooks which utilise a variety of activities to practise the language presented in the Student's Books,
- a Handwriting Book which presents and practises cursive handwriting through various writing tasks.

## The Teacher's Pack includes:

- the Teacher's Guide with clear, step-by-step lesson plans, as well as a full explanation of the teaching methodology,
- the Teacher's Cassette with all the listening activities for the grade,
- overhead transparencies.