



State of Kuwait  
Ministry of Education

# Life Skills

Communication Skills

Dialogue  
and  
Discussion  
Activity Book

**Grade 5**





State of Kuwait  
Ministry of Education

kuwait.net  
منتديات ياكويت

# Life Skills

## Communication Skills, Dialogue and Discussion

### Authors

**Sakina A.Hussain**

**ELT General Supervisor**

**Noria A. Al-Sedra**

**ELT Senior Supervisor**

**Mariam A. Alsabi**

**ELT Senior Supervisor**

**Helena M. Awad**

**ELT Senior Supervisor**

**Mohamed A. Salam**

**ELT Supervisor**

**Mahmoud Hammouda**

**ELT Supervisor**

**Mohamed Nagib Ali**

**ELT Supervisor**



First Edition : 2008 - 2009

Reprinted : 2009 - 2010

Secand Edition : 2011 - 2012







صاحب السمو الشيخ صباح الأحمد الجابر الصباح  
أمير دولة الكويت





سَمُو الشَّيْخِ نَوَافِلُ أَحْمَدَ الْجَابِرِ الصَّبِيحِ  
وَلِيَّ عَهْدِ دَوْلَةِ الْكُوَيْتِ





# Table of Contents

Unit	Topic	Page
1	<i>Islamic Values</i>	11
2	<i>Social Skills</i>	17
3	<i>Safety</i>	27
4	<i>Healthy Habits</i>	33
5	<i>Citizenship</i>	41
6	<i>Environment</i>	47



# Unit 1

## Islamic Values





## Unit 1

### Lesson 1

## Help and love others



### Activity 1

#### Look, Read and Match:

1. What do they want to do?
2. How can they do it?
3. Do you like to work in a team?
4. Why?

- (     ) Of course.
- (     ) By helping each other.
- (     ) They want to climb the top.
- (     ) It's easier and better.

# Hand in hand


## Activity 2

### Look and Talk



## Activity 3

### What would you say..?



There are a lot of poor children in the world. How would you help?

.....

.....

## Unit 1


### Lesson 2

## Helping Old People



### Activity 1

**Listen and complete.**



Hani : Hello, Ali! How is your grandfather?

Ali : He's better, but needs .....

Hani : Yes, You should not leave him alone

Ali : Of course, We always visit him  
because he is .....  
and .....

Hani : God bless you.

Ali: Thanks Hani. See you later.





## Activity 2

**Role play the dialogue.**

## Activity 3

**Read the story, then answer the question:**

An old woman was trying to cross a busy street one day. She couldn't see well, so as she stepped into the street a car was coming towards her. A young man jumped in front of her and pulled her back. He carried her heavy bag and held her arm to cross the street. They finally reached her house. She thanked him a lot for his help.

**What does the story tell you?**

.....

.....



# unit 2

## social skills





## Unit 2

### Lesson 1

## At the supermarket






### Activity 1

#### Read and discuss

When you are in a supermarket :

- < Make a shopping list ahead.
- < Buy what you need only.
- < Ask politely for help.
- < Don't open packets.



## Activity 2

### Advice

#### These people:

1. Mona runs in the supermarket.

Don't .....



2. Hamad throws litter on the floor.

Always .....




3. Nadia buys more than she needs.

You should .....



### Activity 3

Listen and number:







## Unit 2

### Lesson 2

## My Classroom

### Activity 1

**Look, read and discuss**



You should keep quiet in the classroom.



You should listen to your teachers




## Activity 2

**Fill in the table with these words:**


Obey teachers - keep quiet - eat - clean my place-  
chew gum - shout

In my classroom	
I should	I shouldn't



### Activity 3

**Listen and write the number under the suitable picture:**



Wake up !



(   )

You' re late



(   )

Beautiful drawings



(   )

Listen please !



(   )



# unit 3

**safty**





## Unit 3

### Lesson 1

## Dial 112

### Activity 1

**Re-order the pictures and tell the story**



(   )



(   )



(   )

## Activity 2

**Tell the story using these words:**

First , then , next , finally

## Activity 3

**Complete ..**

We dial 112 when ...



.....



.....



.....



.....



## Unit 3

### Lesson 2


## Warnings to children

### Activity 1

**Match these warnings with the suitable pictures**



( )



( )



( )



( )

- 1- Don't take that medicine! You'll be sick.
- 2- Never play with knives! You'll cut your hand.
- 3- Don't touch broken glass! You'll cut yourself.
- 4- Never put plastic bags on your head!



## Activity 2

**Look, discuss and warn the little boy.**



## Activity 3

**Look, at the pictures and complete.**



1-Don't .....



2- Never .....

# unit 4

## Healthy Habits





# Unit 4

## Lesson 1

### Healthy Habits Eating habits



#### Activity 1

Find and complete



I like .....

I don't like .....

## Activity 2

**Read and complete the missing parts of the following dialogue:**

A : I have .....

Would you like some?

B : Yes, please.

A : Here you are.

B : .....

## Activity 3

**Offer your friend a healthy snack:**



## Unit 4

### Lesson 2

## A Visit to the Dentist

### Activity 1

**Read and discuss:**

Don't eat  
things that are  
too hard.



You should  
always visit  
the dentist.

Never  
drink cold  
water.





## Activity 2

**Look at the pictures and advise your friends:**



You should

.....

.....

You should

.....

.....



You should not

.....

.....

### Activity 3

**Re-order the words to make meaningful sentences:**

the dentist - months - should - six  
- visit - You - every

.....  
.....

the dentist - you - to - Never - go -  
afraid - be - when

.....  
.....

Shouldn't - You - drinks - fizzy -  
drink

.....  
.....

teeth - use - your - a toothbrush -  
Always - to clean

.....  
.....

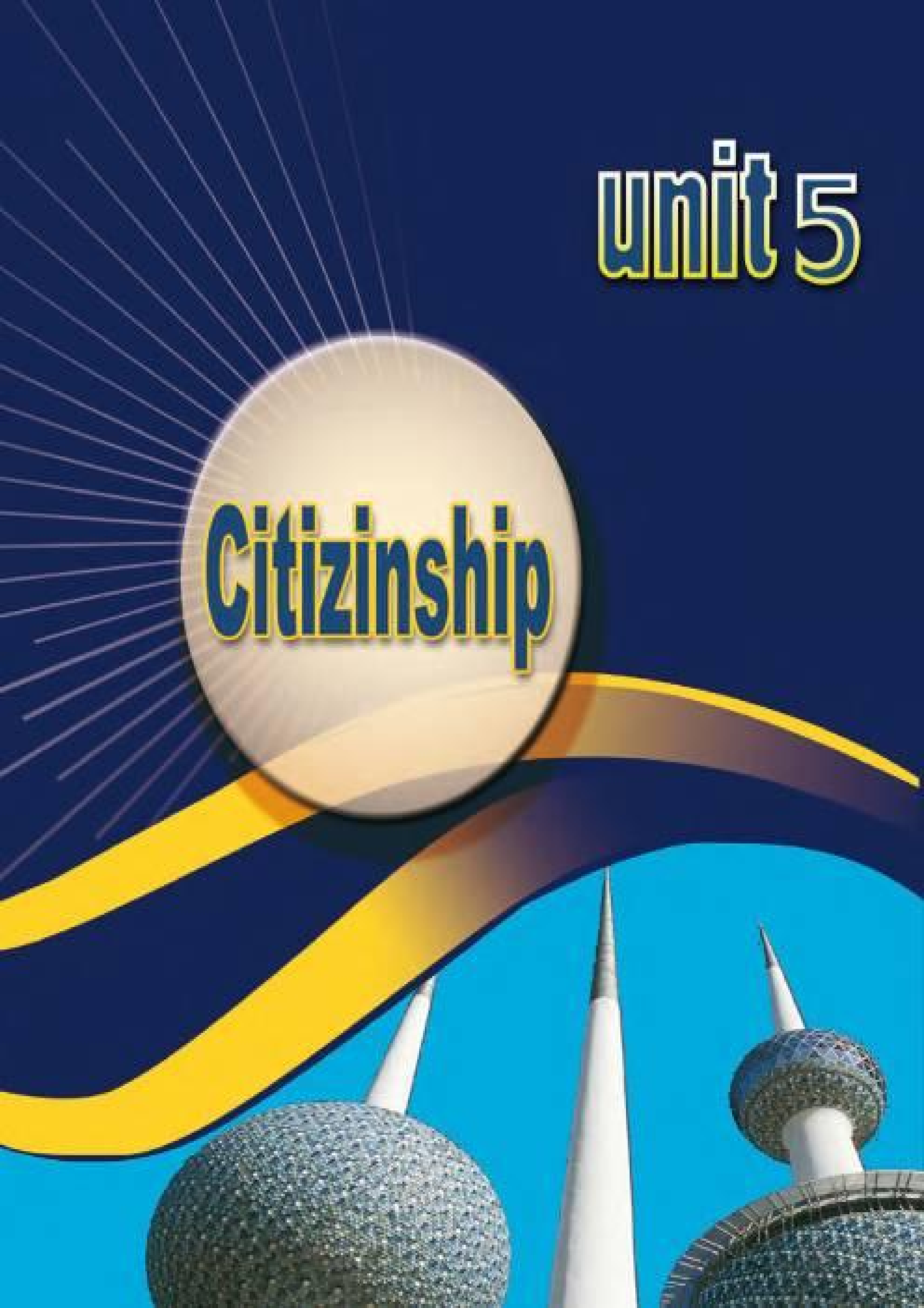






# unit 5

## Citizinsnip





# Unit 5

## Lesson 1

### The National Day and Liberation Day

#### Activity 1

These people are celebrating the National and Liberation Days.

**What would you say to them?**



.....

.....

.....

.....

.....



.....

.....

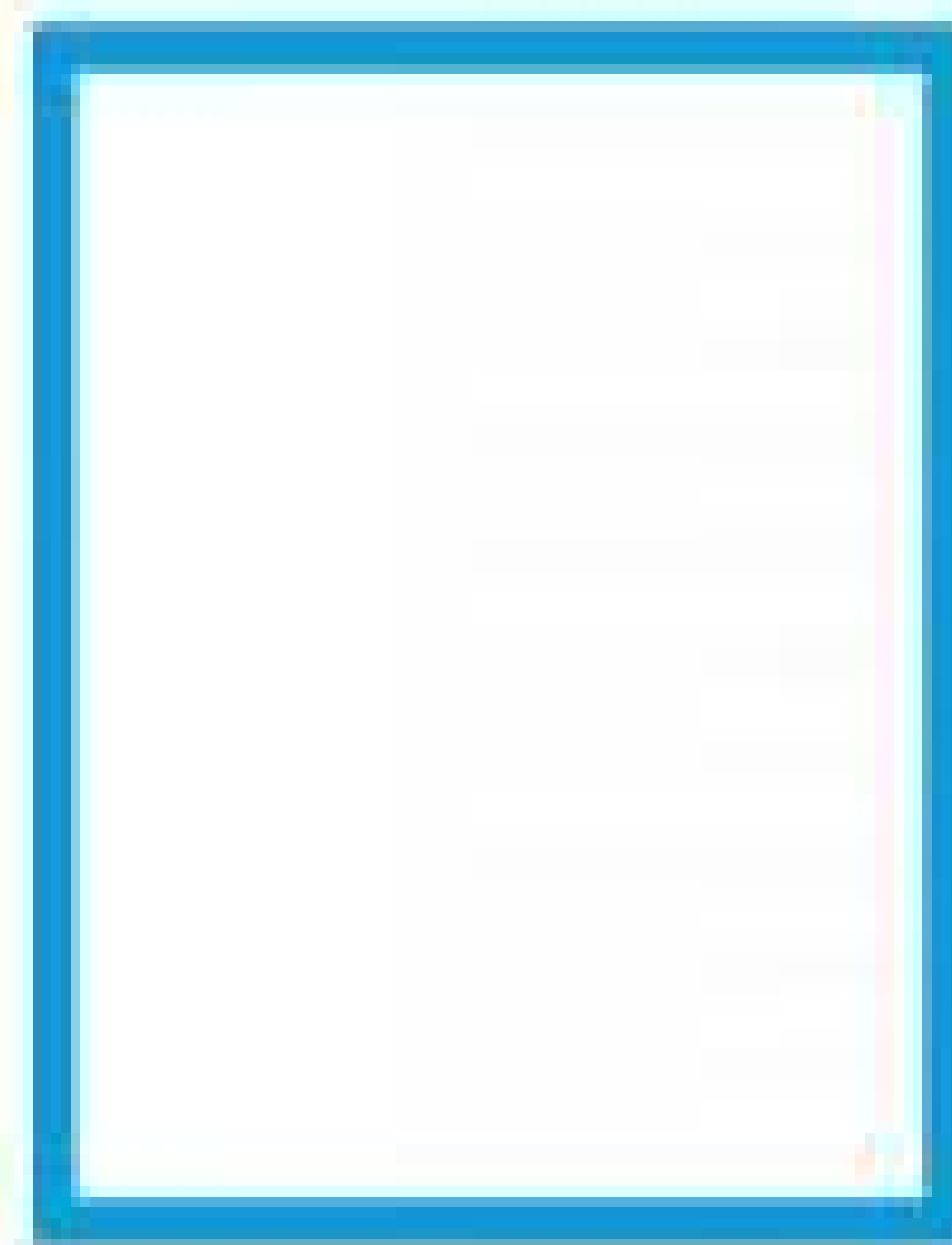

.....

.....

.....

## Activity 2

With your friends in your group, collect pictures that show the celebrations of the National and Liberation Days of Kuwait.



## Activity 3

Each member in your group should write one sentence about how he / she celebrates the National & Liberation Days and how he / she feels on these days.

One day, I was coming back from school when I saw some

.....

.....

.....

.....

.....

.....

## Unit 5

### Lesson 2

## A Good Citizen

### Activity 1

#### Look and say



### Activity 2

#### Read and answer

boys near our house. They were throwing stones at the lamp posts. One boy was throwing the rubbish in our garden. When they saw me they ran away. I was very sad to see them do that. My father and I put the rubbish back in the bin and tried to clean the broken glass.

What were the boys doing?

.....

What did the boy and his father do?

.....

### Activity 3

**Look and write**





# unit 6

## Enviroment







## Unit 6

### Lesson 1

## Saving Electricity



## Activity 1



**Listen and complete the missing words:**




Hurry up, Jassem, we'll be .....  
for the party.

Just a ....., Mum.  
I'm switching off the lights.



Oh! That's good. Don't .....  
to turn off your DVD player. It's on.

Of ....., I won't. I  
don't want you to pay more.



Is it only the bill, Jassem?

Of course not, we have to save  
electricity for our .....



## Activity 2

**Read the dialogue again and complete:**

To save electricity, Jassem ...

1. ....


.....

2. ....



1- Fahad went to bed .He didn't

.....



### Activity 3

**What would you say to these people?**

switch off the TV.

Always .....



2- There are many lights on. Huda is not here.

Don't .....



3- Salem is out .The tape recorder is left turned on.



## Unit 6

### Lesson 2

## Our Beautiful Beaches



### Activity 1

**Look and mark (✓) or (X) :**

You should .....

1. Beaches are not important. ( )
2. We shouldn't care. Other people will clean the beaches for us. ( )
3. We spend nice times at the beach. ( )

## Activity 2

**Read and match the sentences with pictures:**

1-Help to clean up litter.



2-Jet skis harm sea animals.



3-The sea is rough. Don't go swimming.



4-Oil from ships kills sea animals.





### Activity 3

**Talk to your friend, then write:**



When we are at the beach, we should .....

.....

We shouldn't .....

.....

أودع في مكتبة الوزارة تحت رقم ٢٥ بتاريخ ٤/٢٤

طبع في

الجمهورية العربية السورية

الطبعات البريطانية:  
الطباعة والنشر:  
**BRITISH INDUSTRIES**  
PRINTING & PUBLISHING CO.  
Tel: 180002 - info@britishindustries.com

