



State of Kuwait
Ministry of Education

Life Skills

Communication Skills

Dialogue
and
Discussion
Activity Book

Grade 4



State of Kuwait
Ministry of Education

Life Skills

Communication Skills Dialogue and Discussion Activity Book

Authors

Sakina A. Hussain

ELT General Supervisor

Noria A. Al-Sedra

ELT Senior Supervisor

Mariam A. Alsabi

ELT Senior Supervisor

Helena M. Awad

ELT Senior Supervisor

Mohamed A. Salam

ELT Supervisor

Mahmoud Hammouda

ELT Supervisor

Mohamed Nagib Ali

ELT Supervisor



First Edition : 2008 - 2009

Second Edition : 2009 - 2010

Reprinted : 2011-2012

Designed by:

Curricula Development Department,

Educational Research and curricula Sector.

Ministry of Education - copyright reserved 2009-2010





H. H. Sheikh Sabah Al-Ahmad Al-Jaber Al-Sabah
The Amir of the State of Kuwait



H. H. Sheikh Nawwaf Al-Ahmad Al-Jaber Al-Sabah
The Crown Prince of the State of Kuwait

Table of Contents

Unit	Topic	Page
1	<i>Islamic Values</i>	7
2	<i>Social Skills</i>	15
3	<i>Safety</i>	23
4	<i>Healthy Habits</i>	31
5	<i>Citizenship</i>	39
6	<i>Environment</i>	49

Unit 1



Islamic Values




Unit 1

My Family

Lesson 1

Activity 1

Listen and tick.



(1)

☐

(2)

☐

(3)

☐

Activity 2

Read the dialogue and then answer the questions.

No! We don't want you. Go away!



Can I come and play with you, and your friends, Ali?

1) Was it right of Ali to shout at his sister ?

.....

2) Why?

.....

Activity 3

Talk about the pictures



Unit 1

Lesson 2





Visiting a friend

Activity 1

Read and match :

When I visit my friend ...

- (1) I sit properly.
- (2) Sometimes I take a present.
- (3) I don't fight over toys.
- (4) I keep the place clean and tidy.
- (5) I have food properly.



Activity 2



Listen and complete :

Salem : Hello, Ahmad.

Ahmad :Salem. Pleased to meet you.

Salem :, too.

Ahmed : Welcome, come in please.

Salem : Let's together.

Ahmed : I brought my new play station.

Salem : let's play.



Activity 3



Tomorrow you are going to visit your friend's house.

How will you behave there ?

- (1)
- (2)
- (3)

Unit 2



Social Skills

Unit 2

Lesson 1

Going on a trip



No one can have fun alone.

Activity 1

Read and complete the missing parts:

The four friends are going on a picnic. Each is bringing something.

Read and fill in the missing parts:

I will get my

Ali will get

Hamad will bring

Don't forget and

We are going to have fun together.



Together we can make a good team.



Activity 2

Fill in the missing parts:

goal make team

Ali : How can we score a

Bader : You should play as a



Ali : OK. We will do that.

What can we do?

Activity 3

Match:

- Let's go to the sea.
- What about going to the park?
- How about singing "ABC"?
- Why do not we go fishing?
- Let's go to the Kuwait Towers.



Unit 2

At The Cinema

Lesson 2



Activity 1

Read and discuss

Last Thursday, Ali's dad took him to the cinema
Let's see what happened there..

Ali : Look Dad! There is a lovely cartoon film. Let's watch it!

Dad : OK. Let's buy the tickets first.

Some boys were sitting in front of them. They were eating nuts and making the place dirty

Ali : When you eat in the cinema, you should keep the place clean.

Boy : They will clean it when we leave. And it's dark, no one will see us.

Activity 2

What would you say if..

1- you see someone throwing nuts on the floor at the cinema.

.....

2- some boys are making a lot of noise.

.....

Activity 3

Read these posters , then design your own:

Sit in your place



Don't make noise



Don't throw nuts
on the floor



Unit 3



Safety

Unit 3

Lesson 1

A Fire

Activity 1

Read and Write:

1- This is a



2- A puts out the fire.



3-the fire station when there is a fire.





Activity 2

Complete the dialogue with the given words:

Safe / Kitchen / put out

Salman : Never play in the

Faleh : Why not?

Salman : It's not

Activity 3

Look at the picture and warn Ali who plays with fire



Unit 3

Lesson 2

Road Safety



Activity 1

1) Read and underline the rules;

Jassem : What are you doing , Ahmad ?

Ahmad : I 'm writing about road safety ?

Jassem : That's a good idea .

Children have lots of road accidents.


Ahmad : Look, here are some rules.

You must look carefully when you cross the road.

Look left and right.

You mustn't play on the road.

Activity 2



2) Read these statements and tick (✓) or (X) :

- a) Children have lots of road accidents. ()
- b) Always look left, right and left again when you cross the road. ()
- c) You can play on the road. ()

Activity 3

3) Talk about road safety rules and write down two.

- a)
- b)

Unit 4



Healthy Habits

Unit 4

Lesson 1

Healthy Habits Cleanliness

Activity 1

Look and complete



I should keep



I must always



I should throw



I must

Activity 2

Re-order the sentences to make a story.

- () Then, I wash my hands and face.
- () Finally, I have breakfast and go to school.
- () First, I get up at six o'clock.
- () Next, I pray and wear clean clothes.

Activity 3

Talk about what you should do to keep your class clean and beautiful.



Unit 4

Lesson 2

Healthy Habits Playing Sports

Activity 1

Read and write:

Bader : I want to be strong and healthy. What should I do?

Ali : You can go to the sports club.

Bader : OK, let's go together.

Look at these pictures and write what they are doing.



Fahad



Talal



Adel



Hamad

Activity 2

Read and complete

Your friend Nasser is fit and healthy. This is what he usually does on holidays.

- 1- First, he gets up early and eats his breakfast.
- 2- Then, he plays with his friends.
- 3- Next, he in the club.
- 4- Finally, he rides in the park



Activity 3

Stick a picture of your favourite sport.





Unit 5

Citizenship

Unit 5

Lesson 1

My country Kuwait

Activity 1

Can you name these places? Write them under the picture.



Activity 2

Look at the pictures and write a meaningful sentence for each.

.....



.....



.....




We shouldn'twhy?

We shouldwhy?

Activity 3

With your friends, find and paste pictures of places you like in Kuwait. Then write a sentence showing your feelings about Kuwait.



.....

.....

Unit 5

Lesson 2

My Neighbourhood

Activity 1

What can you see?



Activity 2

Read and answer.

My name is Sara. I live in a nice neighbourhood. I like where I live because people are friendly. The neighbours help each other (when in need). We always keep our street clean. Children never throw rubbish in the street. Our neighbourhood is quiet but also interesting. During Eid we visit each other and exchange food and gifts.

1. Why does Sara like her neighbourhood?

.....

2. What do Sara and her neighbours do during Eid?

.....



Activity 3

Read and fill in the spaces

neighbours / clean / tidy

Hello my name is Yousif, I like my because they help each other. They always make sure that our street is clean and



Unit 6

Environment



Unit 6

Lesson 1

Water is Life

Activity 1

Look, read and complete

Water is life. We can't live without it. We need it everyday for many things. What do we need it for?

(cleaning - cooking - drinking - washing)

1- My mother uses water in

2- The boy uses water forfruits.

3- I



Activity 2



Answer the following questions:

1) What are they doing ?

.....

2) What do you want to tell them ?

.....why?

Activity 3

Look at the pictures and mark (✓) or (X) :

☐☐☐☐

Unit 6

Lesson 2

At the Park

Activity 1

Read and match :

1) Don't pick flowers in the garden.




2) You mustn't ride your bike here.



3) Don't climb trees



Activity 2



Listen and Complete

- 1) A : I want to see trees and flowers.
B : Let'sthe park.
- 2) A : Why do we need trees ?
B : Trees give us shade and
- 3) A : What can you do there?
B : I can , walk and ride my bike.

Activity 3

Fill in the blanks with words from the list :

(pick - grass - litter - shade - clean)

- 1- Don't walk on the
- 2- Neverflowers.
- 3- Always keep the park
- 4- Putin the basket.





أودع في مكتبة الوزارة تحت رقم ٢٤ بتاريخ ٢٠٠٨/٤/٢٤