




State of Kuwait
Ministry of Education

NEW

FUN WITH English

kuwait.net
منتديات باكويث



Workbook

Grade

4B

LONGMAN

Wendy Superfine



State of Kuwait
Ministry of Education

NEW FUN WITH English

Workbook Grade 4B

Wendy Superfine

© Ministry of Education - State of Kuwait, 2010

*All rights reserved; no part of this publication
may be reproduced, stored in a retrieval system,
or transmitted in any form or by any means, electronic,
mechanical, photocopying, recording, or otherwise,
without the prior written permission of the Publishers.*

Egyptian International Publishing Company - Longman,
10a Hussein Wassef Street,
Messaha Square,
Dokki,
Cairo,
Arab Republic of Egypt

*The Longman imprint is the property of Pearson Education
being used under license from Pearson Education.*

First printed in 2002
Reprinted in 2003, 2004, 2005, 2006
New edition 2010, 2011

ISBN: 977 - 16 - 1223 - 9
Deposit No.: 10422 / 2010

Printed in Kuwait by: Al-Resala Printing Press

Acknowledgements: Additional material provided by Judith Greet

The publisher wishes to thank the Evaluation
Committee of Kuwait Ministry of Education:

Professor Najat Al-Mutawa, Kuwait University;
Professor M. Rifqy Eassa, Educational Holding
Group;
Dr. Yusur Al-Madani, Kuwait University;
Dr. Badria A. Al-Haji, College of Basic Education
(PAEET);
Mrs. Sakina A. Hussein, Senior Supervisor, MoE;
Mr. Mohamed Nagib Ali, ELT Supervisor, MoE;
Mr. Sayed Ghareeb Abdel Rahman, Supervisor,
MoE;
Mr. Alha Hamu Sharaha, Senior Teacher, MoE;
Mrs. Khawla Al-Refae, Senior Teacher, MoE;
Ms. Aisha Al-Awadhi, Assistant Principal, MoE.

The publisher also wishes to thank the Amendments
Committee of Kuwait Ministry of Education:

Mrs. Sakina A. Hussein, ELT Supervisor General, MoE;
Mrs. Nouria Al Sedra, ELT Senior Supervisor, MoE;
Mr. Mohamed Nagib Ali, ELT Supervisor, MoE;
Mrs. Khawla Ahmed Al Refae, ELT Supervisor, MoE;
Mrs. Sherifah Ali A. Al Sayegh, ELT Supervisor, MoE;
Mrs. Rehab Mohamed Nadim, ELT Supervisor, MoE;
Mrs. Hessa Yaqoob Al-Banwan, ELT Head of Department, MoE;
Mrs. Noura Al Mokmash Al Azmi, ELT Head of Department, MoE;
Mrs. Jaoza Al-Otaibi, Head of Foreign Languages Unit, Curricula
Development Department, MoE.



H. H. Sheikh Sabah Al-Ahmad Al-Jaber Al-Sabah
The Amir of the State of Kuwait



H. H. Sheikh Nawwaf Al-Ahmad Al-Jaber Al-Sabah
The Crown Prince of the State of Kuwait



Contents

Unit 9 At the Planetarium	1	Look, read and complete	
	2	Make word sets	Write the opposites Read and circle
	3	Listen and complete	Circle, capitalise and punctuate

Unit 10 A visit to the moon	4	Choose and write	
	5	Order and write the sentences in the story	Read and circle
	6	Read and match	Write the short forms Read and circle

Unit 11 I'm planting a tree	7	Read and circle	Match, write and punctuate
	8	Read and circle	Read, and write the questions
	9	Listen and write	Read and tick (✓) or cross (x) Read and group

Unit 12 The Nature Park	10	Read and circle	Colour, write and say
	11	Read, circle and write	Circle, capitalise and punctuate
	12	Listen and complete	Look and write Ask a friend

Revision 3	13	Read and answer	Order and write
	14	Self-assessment 1	



Contents

Unit 13 Making flags

- | | | |
|-----------------------------|----------------------------------|-----------------|
| 15 Listen, colour and write | Circle, capitalise and punctuate | Read and circle |
| 16 Find, write and order | | |
| 17 Read and draw | Read, and write the questions | |
-

Unit 14 The car race

- | | | |
|---------------------------------|----------------------|----------------|
| 18 Listen and write | Write the long forms | Read and group |
| 19 Find and write | | |
| 20 Read and write the questions | Look and write | |
-

Unit 15 A day in the mountains

- | | |
|---------------------------------------|-----------------|
| 21 Complete, order and choose a title | |
| 22 Look, read and match | |
| 23 Read and answer | Read and circle |
-


Unit 16 A holiday in Lebanon

- | | |
|--------------------|--|
| 24 Read and circle | Order and write the sentences in the story |
| 25 Look and write | |
| 26 Read and match | Listen and write Read and group |
-

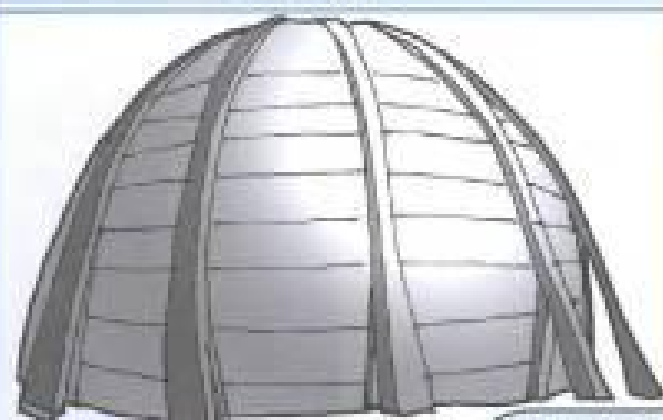
Revision 4

- | | |
|---------------------------------|----------------------|
| 27 Look and write the questions | Plan. Ask and answer |
| 28 Self-assessment 2 | |
-

Further reading

- | | | |
|----------------------------|--------------------------------------|-----------------|
| 29 Read and circle | Read and tick (✓) or cross (x) | Read and answer |
| 30 Listen, read and circle | Choose another title for the stories | |
-
- 

1 Look, read and complete



The Planetarium



Dear Grandma,


I bought this for you at the  (a) Planetarium. We went there yesterday with Mum and Dad. We had a great time together.

We learned a lot. The  (b) _____ is a planet. It goes around the  (c) _____. The sun is a

 (d) _____. It is very hot. The

 (e) _____ goes around the Earth.

Dad was very kind. He bought us a

 (f) _____ about the planets.

Love from Ali

Now tell your friend about Ali's family visit.



2 Make word sets

1

long
longer
longest

2

small

3

big
bigger
biggest

4

hot

3 Write the opposites

- 1) longest
- 2) farther
- 3) cold
- 4) short
- 5) closest
- 6) hotter
- 7) smallest



6)

--	--	--	--	--	--	--	--

7)

--	--	--	--	--	--	--	--

5)

--	--	--	--	--	--	--	--

3)

s			
h			
o			

4)

1)

s

2)

--

4 Read and circle

- a) How many planets (is – are) there?
- b) We (live – are living – lives) on the Earth.
- c) All the planets (are going – go – goes) around the sun.
- d) The farthest planet (take – takes – is taking) the longest time to go around the sun.
- e) How long does the Earth (took – take – takes) to go round the sun?
- f) The hotter planets (is – are) closer to the sun.

5 Listen and complete

Hamad, Nasser, Sara and Brainy left their house and they went to the Planetarium.

Write the words with the same sound together.



They learned a lot about the planets. Now they know which planet is close to the sun and which planets are hot. They know which planets are cold, too. Would you like to go to the moon? It would take a long time. I think I like living on the Earth!

go	house	on
know		

Remember to use capital letters, full stops, commas and question marks.

**6 Circle, capitalise and punctuate**

a) the earth is a planet

The Earth is a planet

b) brainy asked hamad a lot of questions

c) are all the planets different

d) which planet is closest to the sun

e) the sun is hot round and big

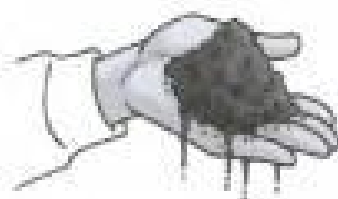
1 Choose and write



spaceman



Label the pictures. Use the words to complete the story.



In July 1969, the first (a) spaceman went to the moon.

He flew in a (b) _____.

(c) _____, he climbed out. He stayed on the moon for two and a half hours. He was collecting some rocks and some

(d) _____. There weren't any animals or (e) _____

on the moon. There wasn't any (f) _____ or noise.

2 Order and write the sentences in the story

- ☐ a) First, we went to see all the stars and planets.
- ☒ 1 b) Last week, I went to the Planetarium with my school.
- ☐ c) We arrived at the Planetarium at half past ten in the morning.
- ☐ d) After lunch, we saw a spaceship.
- ☐ e) Finally, we went home. We had a great day!
- ☐ f) Next, we had some lunch. We had a picnic.

Last week, I went to the Planetarium with my school.

3 Read and circle

- a) Brainy walked (slowly – quietly – noisily) so no one could hear him.
- b) Brainy wasn't very fast. He walked (bravely – slowly – proudly).
- c) There wasn't any noise on the moon. It was very (careful – noisy – quiet).
- d) The spaceship flew very (fast – slowly – carefully) to the moon.
- e) Brainy (quietly – bravely – slowly) went to the moon in 1969.
He was the first bear there!
- f) Brainy (slowly – noisily – proudly) left his footprints on the moon. He was very happy!

4 Read and match

- a) Is the moon a planet?
- b) Is there any wind on the moon?
- c) Are there any rocks on the moon?
- d) Are there any plants on the moon?

- 1) No, there isn't.
- 2) No, there aren't.
- 3) No, it isn't.
- 4) Yes, there is.
- 5) Yes, there are.

5 Write the short forms

- a) There are not any animals on the moon.

There aren't any animals on the moon.

- b) There is not any honey there.

- c) They did not go to the moon in 1992.

- d) There were not any plants or animals.

- d) I am the first man on the moon.

6 Read and circle

- a) There (is – are) trees in my garden.
- b) My favourite food (is – are) lamb.
- c) There (isn't – aren't) any cheese in the fridge.
- d) There (is – are) lots of bees in the hive.
- e) There (isn't – aren't) any biscuits.
- f) There (is – are) lots of children in the park.

1 Read and circle

- a) I (planted – plant – am planting) a tree now.
- b) Trees (give – are giving – gave) us shade every day.
- c) Lots of animals (live – lives – are living) in trees.
- d) Look! Sara (waters – is watering – water) the tree.
- e) Some animals (sleeps – sleep – are sleeping) in trees.
- f) Brainy (go – goes – is going) to his tree. He wants to sleep.



Remember to use capital letters and full stops.

2 Match, write and punctuate

- | | |
|--------------------------|---------------------------|
| a) birds need trees | 1) water and sunshine |
| b) we are lucky | 2) for their homes |
| c) trees need good soil, | 3) give us food and shade |
| d) strong, tall trees | 4) to live in kuwait |

a) Birds need trees for their homes.

b) _____

c) _____

d) _____

3 Read and circle

- a) (What are you doing? – What did you do? – What do you do?)
I'm planting a tree.
- b) (Why do we need trees? – Does Brainy like trees? – How many trees are there?)
We need trees for shade.
- c) (Where do you go? – Where did you go? – Where are you going?)
I'm going to school.

4 Read, and write the questions



Read the answers.
Then write the
questions.

- a) Where do lots of animals live?
Lots of animals live in trees.
- b) _____
Yes, there are a lot of trees in Kuwait.
- c) _____
Trees need water and sunshine.
- d) _____
Brainy needs trees because he sleeps in them.

5 Listen and write

One day, Brainy's dad was (a) sleeping in a tree. A man came to (b) _____ down the tree. Brainy's dad told him to (c) _____. The tree was his (d) _____. He lived in the tree. The man said he was (e) _____. Brainy's dad said (f) _____ and animals (g) _____ trees. People need trees (h) _____. He asked the man to (i) _____ a tree. The man said, 'Yes!'

6 Read and tick (✓) or cross (x)

- a) Brainy's dad was sleeping in a house.
- b) The man wanted to cut down the tree.
- c) Brainy's dad liked the tree.
- d) Birds and people live in trees.
- e) The man didn't plant a tree.

x

7 Read and group

~~plant trees~~ eat sweets drink water
 drink fizzy drinks eat fruit cut down trees

It's good to ...	It's bad to ...
<u>plant trees</u>	


1 Read and circle

- a) You (should – shouldn't) touch wild animals.
- b) If you see a rare bird, you (should – shouldn't) take a photo.
- c) You (should – shouldn't) frighten animals.
- d) You (should – shouldn't) look after animals and birds.
- e) Sami saw a rare bird. He (should – shouldn't) phone the Nature Park.

2 Colour, write and say



Read, then colour
this bird.



This rare bird is very pretty. It's got a yellow head and an orange beak. Its wings are striped black and white. It's got a yellow tail.



Now colour the bird
and complete the text.

This is a parrot. It's a beautiful bird. It's got a

(a) _____ head and a (b) _____ beak.

Its wings are (c) _____.


It's got a (d) _____ tail.

3 Read, circle and write

a)



b)

This (boy – girl) is (short – tall).

She's got (short – long) hair.

She's wearing a (skirt – hat).

She's got (white – black) shoes.

She's holding a (large – small)

photo of a (black – blue) bird.

This boy is

4 Circle, capitalise and punctuate

Remember to use
capital letters, full
stops, commas and
question marks.

a) What can nasser see at the nature parkWhat

b) the birds and animals need fruit nuts and water

5 Listen and complete

A new Nature Park opened in March 2004. Animals and birds can make safe homes in the trees and live there. They can also swim in the large lake. I go with my family every month. I love it there!

<i>opened</i>	<i>make</i>	<i>in</i>
<i>homes</i>		

6 Look and write

a) b e a k



b) _ _ ade

c) w _ _ ld

d) f _ _ tprints

e) _ _ aceman

f) space _ _ lp



7 Ask a friend

Did you see a rare bird, plant or animal?



What did you see?	<i>I saw a</i>
Where was it?	
What did it look like?	
Did you take a photo?	

1 Read and answer

Can you remember the stories in this book? Answer these questions.



a) Where did Brainy go to see the stars and planets?

He went to the Planetarium.

b) How long does the Earth take to go around the sun?

c) Did the first man go to the moon in June or July, 1969?

d) What did the spacemen collect from the moon?

e) What did Nasser plant?

f) What do animals and birds need?

2 Order and write

planet plant fruit
spaceman tree



Write the words in alphabetical order.




1) fruit

2) _____

3) _____

4) _____

5) _____






Self-assessment 1

Read and circle

Circle the correct answer. Check your answers with your teacher. Write if your answer is right (✓) or wrong (X). Count how many right answers you have.



Grammar

- a) Some planets are (the biggest – big – bigger) than the Earth.
- b) How many planets (is – are) there?
- c) The Sun is (the closest – close – closer) star to the Earth.
- d) There (wasn't – weren't) any plants on the moon.

Right or wrong

✓

X

☐
☐
☐
☐
☐
☐
☐
☐

Vocabulary

- e) There isn't any wind on the (world – moon – Earth).
- f) A tree gives you (water – shade – rocks).
- g) It's (good – bad – important) to eat a lot of sweets.
- h) When you walk, you sometimes leave (footprints – soil – rocks).

☐
☐
☐
☐
☐
☐
☐
☐

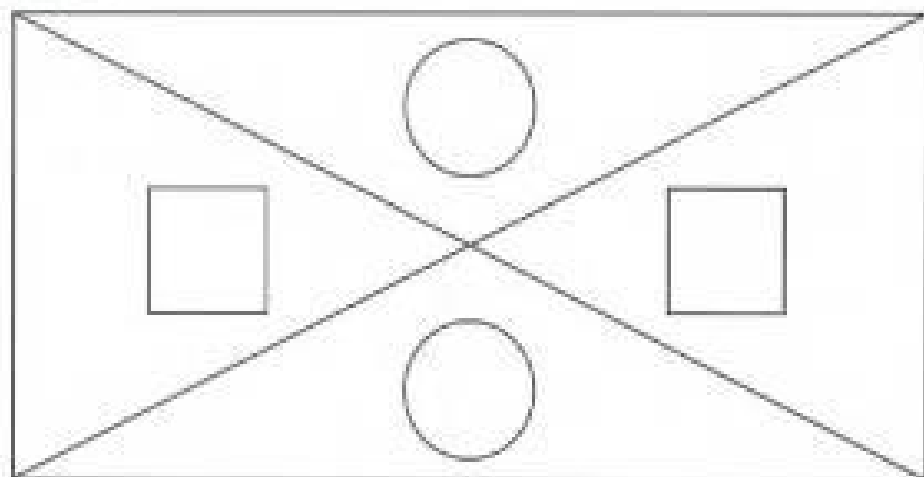
Functions

- i) There are lots of trees in Kuwait. (It's delicious. – That's right. – Well done.)
- j) I found a rare bird. (You should take a photo. – Touch the bird. – I phone the Nature Park.)
- k) It's my birthday next week! (That's great! – I don't – You are clever.)
- l) Nasser is planting a tree. (Oh no. – Good. – Oh dear.)

☐
☐
☐
☐
☐
☐
☐
☐

1 Listen, colour and write

Listen carefully to the CD. Colour the flag, then write about it.



My flag has got four triangles.

2 Circle, capitalise and punctuate

Remember to use capital letters, full stops, commas and question marks.



a) What does the kuwaiti flag look like

What

b) it's got green white and red stripes and a black shape

3 Read and circle

- What (do – does) the Kuwaiti flag look like?
- What (do – does) the Syrian and Saudi flags look like?
- (Do – Does) Brainy want a brush?
- (Do – Does) you want some paint?
- Nasser (don't – doesn't) need brown paint.

4 Find, write and order



Find the words
from the box.

cake ✓	feet
meat	book
spoon	sun
jar	tree
read	foot
moon	play
fun	far

w	v	u	t	s	r	s	u	n
p	f	a	r	f	e	e	t	o
m	l	k	j	a	r	j	i	h
f	o	o	t	b	o	o	k	f
c	a	k	e	p	l	a	y	d
f	u	n	b	a	t	r	e	e
y	x	w	v	u	r	e	a	d
s	r	s	p	o	o	n	q	p
m	o	o	n	n	m	e	a	t



Next, complete the pairs
of words with the same
sound and spelling.

tree	<i>feet</i>
meat	
jar	
fun	
play	
moon	
book	

Finally, write the words
in alphabetical order.



- | | |
|----------------|-----------|
| 1) <u>book</u> | 2) _____ |
| 3) _____ | 4) _____ |
| 5) _____ | 6) _____ |
| 7) _____ | 8) _____ |
| 9) _____ | 10) _____ |
| 11) _____ | 12) _____ |
| 13) _____ | 14) _____ |

5 Read and draw

Look at the picture.
Read the sentences
and draw.



Look at these



- Add three stripes to Hamad's t-shirt.
- Write 'N' on Nasser's T-shirt.
- The book's name is 'Animals'. Write it on the book.
- Finish Hamad's sentence. Write 'lions'.
- Draw the time on the clock. It's half past two.

6 Read and write the questions

What Which

- a) What is Nasser making?

Nasser is making a flag.

- b) _____

He is making the Kuwaiti flag.

- c) _____

The Kuwaiti flag has green, white and red stripes, and a black shape.

14

The car race

1 Listen and write

This driver always (a) drives a white car. In races, he is always last.



Do you know why? He (b) _____ has a healthy dinner the night before a race, but he never (c) _____ to bed early. He usually drinks lots of (d) _____ before a race, but he (e) _____ has breakfast. He is always (f) _____ and hungry.

2 Write the long forms

a) It's an important race.

It is an important race.

b) I'll wave my flag for Kuwait!

c) I'm making a flag.

3 Read and group

~~usually~~ second ~~Kuwait~~ track always helmet
~~car race~~ never Syria third ~~first~~ Lebanon

Countries

Cars

Ordinal
numbers

Frequency
adverbs


<u>Kuwait</u>	<u>car race</u>	<u>first</u>	<u>usually</u>

4 Find and write




Find the five differences between the pictures. Can you find them?

Yesterday



Today



1) Yesterday, there were three cars in the race. Today
there are two cars in the race.

2) _____

3) _____

4) _____

5) _____

5 Read and write the questions

a) When does the car race take place?The car race takes place in April.

b) _____

It takes place in Bahrain.

c) _____

The drivers come from all over the world.

d) _____

The cars drive very fast.







e) _____

Lots of people watch the races.

6 Look and write

Always = Usually = Sometimes = 

Never = X

	eat fruit for breakfast	go to bed early	drink coffee	wear blue
Bader			X	
Aisha	X			

a) Bader always eats fruit for breakfast. Aisha never eats fruit for breakfast.

b) _____

c) _____

d) _____

1 Complete, order and choose a title

Look at the pictures and write the words. Order the sentences to make a story. Choose the best title.



A great holiday Skiing in Lebanon A bad holiday

a) We went  skiing on the first day.

b) I saw the  _____. He said I should stay in



_____ for a week!

c) Last winter we went to Lebanon. We stayed in a



_____ in the  _____.

d) I read lots of  _____, but it wasn't the best holiday.

e) I fell down and hit a  _____. I hurt my



_____.

1) c

2) _____


3) _____

4) _____

5) _____

2 Look, read and match

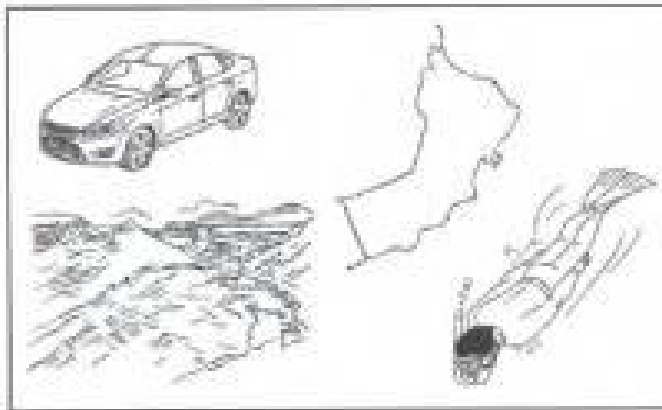
a)



- 1) They went on holiday by plane. They went to Kuwait. They saw the Kuwait Towers. They went to a museum.


d

b)



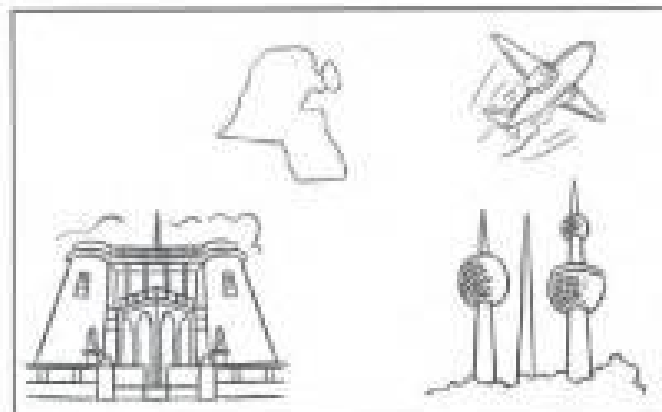
- 2) They went on holiday by plane. They went to Syria. They saw the Umayyad Mosque. They went to a museum.

c)



- 3) They went on holiday by car. They went to Oman. They saw the mountains. They went diving.

d)



- 4) They went on holiday by car. They went to Lebanon. They saw the Al Omari Mosque. They went shopping.

3 Read and answer

- a) Which animals do the mountain people in Oman keep?

They keep goats.



Read page 32 and answer these questions.

- b) What do they make from goat hair?
- _____

- c) Who buys the rugs?
- _____

- d) How big is each rug?
- _____

- e) How long does it take to make a rug?
- _____

- f) How do the women colour the wool?
- _____

4 Read and circle

- a) Amal and Sami (go – are going – went) to Muscat last month.
- b) They (stay – stayed – stays) in a hotel and they (have – has – had) a good time.
- c) Amal (give – gave – will give) Sara a rug.
- d) The men in the mountains in Oman always (make – was making – made) the rugs.
- e) It usually (takes – took – take) four days to make a rug.

16

A holiday in Lebanon

1 Read and circle

- a) You can (go shopping – go skiing – go sailing) on Mount Lebanon in the winter.
- b) You can see (presents – markets – animals) in the Nature Park.
- c) We're having lunch at two o'clock in the (morning – afternoon – evening).
- d) Shall we go to the Science Museum (yesterday – later – last year)?

2 Order and write the sentences in the story

- ☒ 1 Last year, Sami and his family went to Beirut.
- ☐ They had a very good holiday.
- ☐ Then they went to the market. Mum wanted to buy some presents.
- ☐ After lunch, they went to the Planetarium.
- ☐ First, they went to the hotel. They had lunch there.
- ☐ Sami learned lots about space.

Last year, Sami and his family went to Beirut.

3 Look and write



You are on holiday. Write about what you did yesterday, what you are doing today and what you are going to do tomorrow.

My holiday

Yesterday, we went to the beach.



Today, we are



Tomorrow, we are going to



4 Read and match

- a) Shall we go to Al-Omari Mosque later?
 b) What shall we do when we get to the beach?
 c) When shall we come back?
 d) What shall we do tomorrow?
- 1) I want to go shopping in the market.
 2) We want to be home before lunch.
 3) Yes, that's a good idea.
 4) Let's swim and have a picnic.

5 Listen and write

Naji: This is our second (a) holiday in Oman.
 What (b) _____ we do today?

Eman: Shall we go to the (c) _____?

Naji: No, it's too (d) _____ today. Shall we go to the (e) _____?

Eman: Yes, that's a good (f) _____. The (g) _____ are wonderful.

Naji: We can see the mountain (h) _____.

Eman: Yes, and we can buy a (i) _____ for our (j) _____ in Kuwait!



6 Read and group

high ~~market~~ museum goat hair ~~plane~~ views
~~goats~~ bus restaurant ~~skiing~~ wool car

In the town

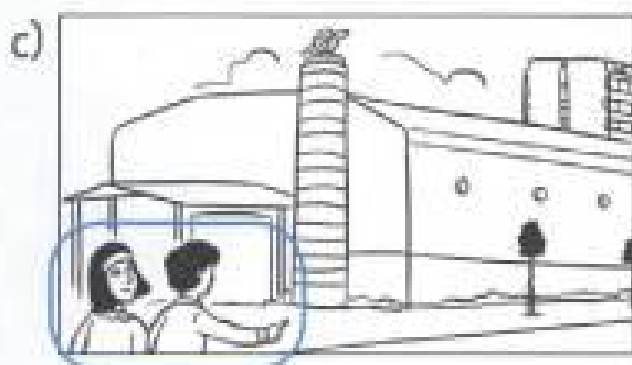
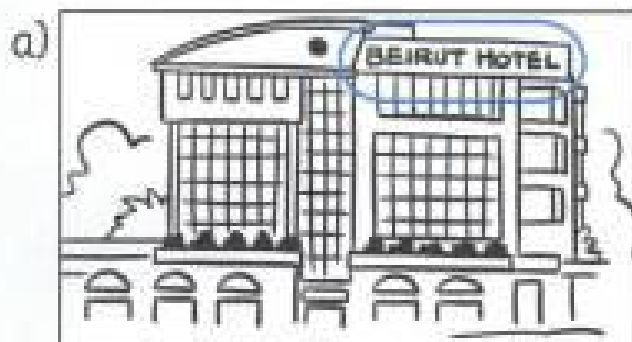
The mountains

Rugs

Transport

<u>market</u>	<u>skiing</u>	<u>goats</u>	<u>plane</u>

1 Look and write the questions

What Who What ~~Where~~a) Where did they stay?

b) _____

c) _____

d) _____

2 Plan. Ask and answer



Plan a holiday. Make notes in the table. Then ask and answer with a friend. Talk about your plans.

Where are you going to go?	
When are you going to go?	
How are you going to get there?	
What are you going to do?	



Self-assessment 2

Read and circle

Circle the correct answer. Check your answers with your teacher. Write if your answer is right (✓) or wrong (X). Count how many right answers you have.



Grammar

- What does the Kuwaiti flag (look – looked – looks) like?
- Did you (have – had – having) a good holiday?
- It is important to drive (safer – safe – safely).
- Car races always (take – taking – takes) place on a track.

Right or wrong

✓	X
<input type="checkbox"/>	<input type="checkbox"/>
<input type="checkbox"/>	<input type="checkbox"/>
<input type="checkbox"/>	<input type="checkbox"/>
<input type="checkbox"/>	<input type="checkbox"/>

Vocabulary

- The Kuwaiti flag has got green, white and red (stripes – triangles – stars).
- You can go (swimming – holiday – skiing) in the mountains in winter.
- You use a (brush – pencil – rug) to paint with.
- There is snow on Mount Lebanon in (summer – winter – spring).

<input type="checkbox"/>	<input type="checkbox"/>
<input type="checkbox"/>	<input type="checkbox"/>
<input type="checkbox"/>	<input type="checkbox"/>
<input type="checkbox"/>	<input type="checkbox"/>

Functions

- Shall we go to the car race? (Yes, we can. – Yes, that's a good idea. – No, we don't.)
- Can we ask you some questions, please? (Yes, I can. – Yes, of course. – No, we don't.)
- Here's a present for you. It's a necklace. (Thank you. It's beautiful. – Well done. – Oh dear.)
- Have you got a brush? (Yes, I have. – No, it's blue. – Yes, it's a brush.)

<input type="checkbox"/>	<input type="checkbox"/>
<input type="checkbox"/>	<input type="checkbox"/>
<input type="checkbox"/>	<input type="checkbox"/>
<input type="checkbox"/>	<input type="checkbox"/>

Further reading

1 Read and circle

- a) On the table in the room, there was a (a key) – some water – a box).
- b) Alice couldn't go through the door because she was very (big – small – fat).
- c) Alice drank some water and then she was (small – big – happy).
- d) In the box, Alice found (a key – some gloves – some cake).
- e) The white rabbit dropped his (hat – socks – gloves).
- f) When Alice put on the glove, she was (big – sad – small).

2 Read and tick (✓) or cross (x)

- a) Alice went to the White Rabbit's house because he wanted his gloves. ☒
- b) In the White Rabbit's house, she put her foot up the chimney. ☐
- c) In the house, the cook was making some soup. ☐
- d) In the kitchen, only Alice wasn't sneezing. ☐

3 Read and answer

- a) What game did Alice play with the Queen of Hearts?

Alice played croquet with the Queen of Hearts.

- b) Why did Alice think that the game was very difficult?

- c) Where was Alice when she heard her sister saying her name?

3 Listen, read and circle

Joha and the Geese

- a) (Joha – Joha's neighbour – The judge) went on holiday.
- b) The neighbour said there were (eighteen – nineteen – twenty) geese.
- c) The judge (told Joha – read – listened to) the story.
- d) Joha was (right – wrong) about the number of geese.

Joha and the Meat

- e) The neighbours helped Joha's wife to (cook – eat – buy) the meat.
- f) When Joha came home, he was (thirsty – sad – hungry).
- g) Joha weighed the cat. It weighed (two – four – six) kilos.
- h) The cat (ate – didn't eat) the meat.

4 Choose another title for the stories

Joha and the Geese

- a) Count to Twenty
- b) If You're Wrong, Tell Your Friend
- c) The Judge Counts the Geese

Joha and the Meat


- a) Joha Gives His Neighbours Some Food
- b) Joha's Angry With His Cat
- c) Don't Tell Lies

أودع بمكتبة الوزارة تحت رقم (٩٤) بتاريخ ٢٠ / ٤ / ٢٠١٠ م

Grade

4B

NEW FUN WITH English



New Fun with English

New Fun with English is part of the English for Kuwait series, a carefully graded course of English specifically written and designed for the Kuwait school system for Primary, Intermediate and Secondary grades.

New Fun with English teaches English through games, songs, stories and varied activities.

New Fun with English encourages children to communicate in English from the very first day.

New Fun with English adopts an integrated approach to language teaching.

New Fun with English follows the Kuwait Ministry of Education syllabus.

The course consists of:

Two Pupil's Books, which present new language for class activities, including pair and group work.

Two Workbooks, which practise the language presented in the Pupil's Books.

A Handwriting Book, which practises cursive handwriting.

The Teacher's Pack includes:

- The **Teacher's Guide**, which has clear step-by-step lesson plans as well as a full explanation of the teaching methodology.
- The **Teacher's CD** with all of the listening activities.
- **Wall charts**
- **Flashcards**
- **Overhead transparencies**

